

Christmas activities

by Weronika Sałandyk



OXFORD
UNIVERSITY PRESS

SIEĆ KSIĘGARNI JĘZYKOWYCH
POLANGLO
WYŁĄCZNY IMPORTER
OXFORD UNIVERSITY PRESS, ELT



Christmas Matching

Match the words with the pictures.

bell

candle

angel

snowman

snowflake


lights

sweets

stocking


baubles

star



Decorate Your Christmas Tree

Christmas tree





Christmas Decorations

There is one angel.

There are two bells.

There are three green baubles.

There are two small angels.

There are ten sweets.

There are two snowflakes.

There are three red and yellow baubles.

There is a red stocking.

There are five small stars.

There is a big star.

There are three yellow candles.

There is one blue candle.

There are lights.

There are five orange baubles.

There is one red candle.

There is one purple bell.

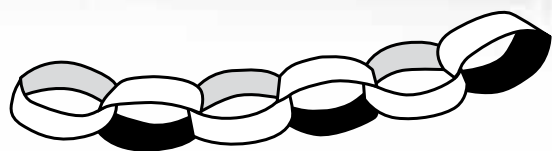
There are two pink bells.

There is a snowman.

There are three snowflakes.

There are four sweets.

Christmas Chain



angel

snowman

presents

snowflake

baubles

bell

candle

lights

sweets

stocking



Christmas Chain



star		✂
chocolate		✂
gingerbread cookies		✂
Santa Claus		✂
Christmas card		✂
Christmas tree		✂
chimney		✂
reindeer		✂
elf		✂
sleigh		✂

Rewrite the Story




Christmas story A

It's a Christmas morning. It is snowing outside but we are sitting in the living room. Our Christmas tree looks beautiful. There are a lot of ornaments, some sweets and lights. On top of the tree there is an angel. Our stockings are hanging by the fireplace. We are listening to Christmas carols but nobody is singing. My younger sister is opening her presents. She is playing with her new doll. I think she really likes it but my presents are better. I got two computer games, a new bag and some fantastic clothes: a new pair of jeans and a blue T-shirt. My dad wants to go sledging but I prefer to stay at home, watch Christmas movies and eat gingerbread cookies. My sister wants to go ice skating and my mum says we should visit our grandma. In the end we decide to play a new board game and drink some hot chocolate.



Christmas story B

It's a Christmas afternoon. It is cold and windy outside but there is no snow. It's a pity because I really wanted to make a big snowman this year. We are sitting in the living room and watching a movie on television. It is a story about a small girl who doesn't believe in Santa Claus. Then one day she has a dream. In her dream Santa comes to her room, he has got his sleigh with eight reindeer and rings a little bell. He leaves her a small box on her desk. In the morning she wakes up and sees the box from her dream. She opens the box and there is a little angel inside. My older brother thinks this movie is boring. He is watching and playing games on his mobile phone at the same time. After the film my aunt and my uncle come to visit us. I am very happy because I like spending time with my cousins and we can eat as much chocolate cake as we want.





Where is Santa's Sack?

Santa has lost his sack with presents. Help him find it.
Write the missing words and find out where the sack is.

Santa's sack is

--	--	--	--	--	--	--	--	--	--	--	--	--

1. It's small and made of metal. Santa Claus rings it when he brings presents.

--	--	--	--

2. Santa brings them and puts them under the Christmas tree or in the stocking.

--	--	--	--	--	--	--	--

3. The Christmas tree shines brightly when you turn these small electric lamps on.

--	--	--	--	--	--

4. You eat these cookies at Christmas.

--	--	--	--	--	--	--	--	--	--	--

5. It's made of snow. It's got black eyes and a nose made of carrot.

--	--	--	--	--	--	--

6. It gives light when it burns. You can put it on the table for decoration.

--	--	--	--	--	--

7. You wait for the first one on Christmas Eve. It shines in the sky at night.

--	--	--	--

8. It's Santa's vehicle.

--	--	--	--	--	--

9. It's an animal that helps Santa Claus to get from place to place.

--	--	--	--	--	--	--

10. You hang them on the Christmas tree. They are round and are very colourful.

--	--	--	--	--	--	--

11. Children hang them on the fireplace and Santa puts the presents in them.


--	--	--	--	--	--	--	--

12. He works in Santa's factory in the North Pole and makes presents.

--	--	--

13. It's God's helper. It wears white clothes and has got wings.

--	--	--	--	--



Secret Questions



What is your favourite Christmas food?

How do you usually spend Christmas Eve morning?

What presents do you hate getting?

How do you help your mum before Christmas?

What does your family usually eat at Christmas?

What does your Christmas tree look like?

Who do you spend Christmas with?

What are your favourite Christmas songs?

How did you spend Christmas when you were a small child?

What presents do you think you will get this year?

Who decorates your Christmas tree? When do they decorate it?

How would you like to spend Christmas this year?



Christmas Gambling

1. **In the song "Jingle Bells" what was fun to ride?**
 - a. a sleigh
 - b. ice skates
 - c. skis
2. **How many sides does a snowflake have?**
 - a. 6
 - b. 5
 - c. 8
3. **What is the name of the plant that it is traditional to kiss under?**
 - a. holly
 - b. poinsettia
 - c. mistletoe
4. **What was the name of the reindeer with a red nose?**
 - a. Donner
 - b. Blitzen
 - c. Rudolph
5. **How many reindeer pull Santa's sleigh?**
 - a. 6
 - b. 8
 - c. 4
6. **What or who guided the Wise Men to Baby Jesus?**
 - a. star
 - b. angels
 - c. shepherds
7. **When is Christmas Day?**
 - a. December 24th
 - b. December 25th
 - c. December 26th
8. **Who helps Santa to make toys?**
 - a. elves
 - b. reindeer
 - c. snowmen
9. **What should children leave for Santa to eat?**
 - a. sweets
 - b. milk and cookies
 - c. hot chocolate and sandwiches
10. **What instrument was "Silent Night" originally composed and accompanied by?**
 - a. piano
 - b. church organs
 - c. guitar
11. **In which country was the first artificial Christmas tree made?**
 - a. the USA
 - b. France
 - c. Germany
12. **How long did it take Charles Dickens to write "A Christmas Carol"?**
 - a. 6 weeks
 - b. 2 months
 - c. 2 weeks
13. **What animals pull Santa's sleigh in Australia?**
 - a. koalas
 - b. kangaroos
 - c. sheep
14. **What colour is the Grinch?**
 - a. green
 - b. red
 - c. blue
15. **Where were the first baubles made?**
 - a. in England
 - b. in Italy
 - c. in Germany
16. **What is Jesus's star sign?**
 - a. Capricorn
 - b. Sagittarius
 - c. Scorpio
17. **What is the title of the movie about a little boy named Kevin who is accidentally left behind while his family flies to France for Christmas?**
 - a. Kevin's alone
 - b. Kevin at home
 - c. Home alone
18. **In which century was Christmas declared a holiday to be celebrated on December 25th?**
 - a. 5th century
 - b. 3rd century
 - c. 4th century
19. **What in the UK was traditionally put into the Christmas Pudding to bring good luck?**
 - a. a coin
 - b. a ring
 - c. a bell
20. **What Christmas item was invented in 1847?**
 - a. baubles
 - b. Christmas crackers
 - c. Christmas cards

Christmas Problems



Problem number 1:

You want to bake gingerbread cookies but you've lost your family recipe. You can't remember what ingredients to use or how to bake the cookies.

Problem number 2:

It's December 24th. You go shopping. You want to buy a Christmas tree but they are all sold out. There is not a single tree in the shops.

Problem number 3:

Your younger brother is impatient. He always looks for his presents before Christmas. This year you've decided to hide his present so that he won't be able to find it. It's Christmas Eve today and you can't remember where you put his gift.

Problem number 4:

You ordered all your Christmas presents online two weeks ago. It's the day before Christmas and you haven't received the package with the present for your dad.

Problem number 5:

You want to decorate the Christmas tree but you accidentally dropped the box of baubles. A lot of them are broken. You are worried that you will not have enough decorations on your Christmas tree.

Problem Answer Sheet

Problem number 1:

.....

.....

Problem number 2:

.....

.....

Problem number 3:

.....

.....

Problem number 4:

.....

.....

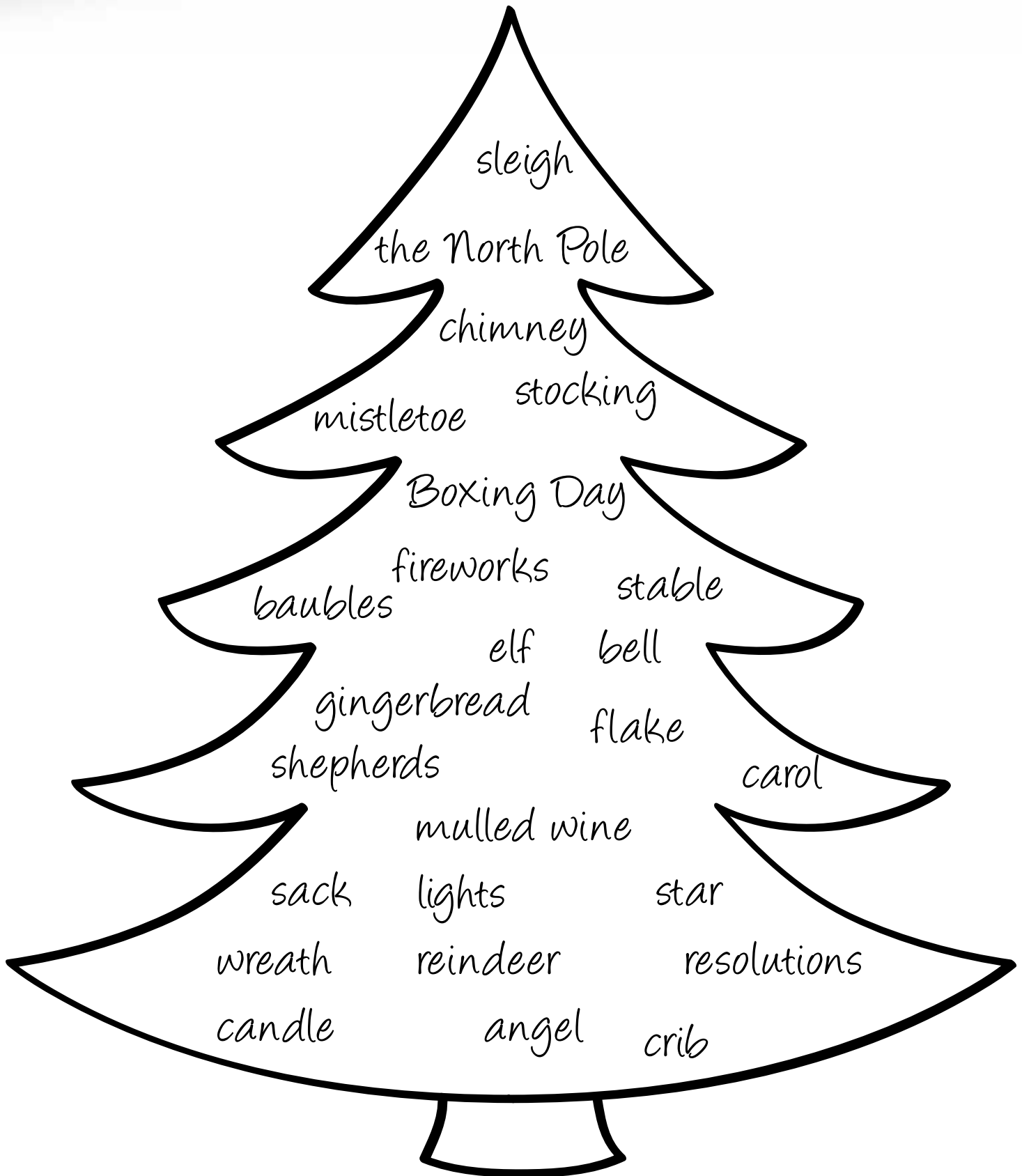
Problem number 5:

.....

.....



Christmas Tree Word Search



Christmas Tree Word Search



1. an animal which pulls Santa's sleigh - _____
2. a vehicle that Santa uses for travelling over snow - _____
3. the place on the Earth where Santa Claus and his elves live - _____
4. an object made of metal that makes a ringing sound, Santa rings it when he comes - _____
5. Santa uses it instead of door to get into our houses - _____
6. a traditional Christmas song - _____
7. a type of traditional Christmas cake with a lot of spices such as ginger or pepper - _____
8. Santa's little helper who works at the workshop and makes toys for children - _____
9. it gives light and is used for decoration - _____
10. you can see it in the sky at night - _____
11. people who take care of sheep, they were the first who came to see Baby Jesus - _____
12. little lamps on Christmas trees - _____
13. explosive materials used at midnight on New Year's Eve - _____
14. your own decisions to do something better in the new year - _____
15. God's helper in heaven with white wings - _____
16. an alcoholic drink which is served warm with sugar and spices - _____
17. a large bag in which Santa carries presents - _____
18. a plant which grows on trees, used as a Christmas decoration. According to custom, people should kiss when they stand under it - _____
19. a big sock, usually hung by the fireplace, a place where Santa leaves presents - _____
20. a wooden frame in which you put food for animals such as cows and horses. It's a place where Baby Jesus lay after his birth - _____
21. round colourful decorations hung on Christmas trees - _____
22. a place where animals such as horses live or a place where Baby Jesus was born - _____
23. 26th December - _____
24. a decorative ring made of leaves, flowers and other things such as bells, candles, angels - _____
25. a small piece of snow - _____



Teacher's Notes

DECORATE YOUR CHRISTMAS TREE

1. Copy one Christmas tree for each student or pair.
2. Copy and cut up the Christmas decorations. Make sure you have about 5 to 8 strips for each student or pair. Put them all in one box.
3. Students work in pairs or individually.
4. Give each student or pair one Christmas tree.
5. Ask each student or pair to take about 5 to 8 strips from the box with Christmas decorations.
6. Students decorate their Christmas tree with the decorations they have selected from the box.
7. When students are ready they can write a description of their Christmas tree or they can talk about it in groups or in front of the whole class.

CHRISTMAS CHAIN

1. Copy one set of Christmas chain links for each pair or group.
2. Divide students into small groups.
3. Give each group one set of Christmas chain links.
4. Ask students to cut out the chain links, read the word and draw a corresponding picture next to it.
5. Students stick the links together creating the Christmas chain.

REWRITE THE STORY

1. Students work in pairs or in small groups.
2. Give each group a copy of the Christmas story worksheet. Make sure that half of the groups get version A and the other half get version B.
3. Students read the story and rewrite it on a sheet of paper. Their task is to substitute as many words as possible with pictures. Tell students that their picture version must be readable and clear to the rest of the class.
4. When students are ready, join the students who worked with version A with the students who worked with version B. Students exchange their picture stories and try to read their friends' text.

WHERE IS SANTA'S SACK?

1. Students work individually or in pairs.
2. Give each student or pair a copy of the Where is Santa's sack worksheet.
3. Students guess the words and write them down.
4. When they are ready they read the letters from the marked spaces and find out where Santa's sack is hidden.

Answer key: BEHIND THE SOFA (1 bell, 2 presents, 3 lights, 4 gingerbread, 5 snowman, 6 candle, 7 star, 8 sleigh, 9 reindeer, 10 baubles, 11 stockings, 12 elf, 13 angel)

SECRET QUESTIONS

1. Divide students into 2-4 groups.
2. One person from each group should sit/stand with his/her back to the board but facing his/her group.
3. Write a question on the board.
4. The groups must answer the question in such a way that the person who sits with their back to the board can guess what the question is.
5. Out of the students sitting with their back to the board, the first student to guess the question scores a point for his/her team.
6. Explain that students don't have to say the question word by word. It's ok as long as the meaning is the same.
7. Alternatively ask students to work in small groups. Give each group a pile of cards with questions. One person takes the card, reads the questions and without showing it to the rest of the group, answers it as fully as she/he can. The rest of the team must guess what the question is.

Teacher's Notes



CHRISTMAS GAMBLING

1. Divide students into pairs or small groups.
2. Give each group of a copy of the Christmas Gambling worksheet.
3. Ask students to read the questions and circle the correct answers. They also place their bets from 10 points to 50 points depending on how certain they are that their answer is correct.
4. When they are ready check the answers.
5. Students get as many points as they bid if their answer is correct. When it is incorrect students lose as many points as they bid.
6. At the end the team with the largest number of points is the winner.

Answer key: 1a, 2a, 3c, 4c, 5b, 6a, 7b, 8a, 9b, 10c, 11c, 12a, 13b, 14a, 15c, 16a, 17c, 18c, 19a, 20b

CHRISTMAS PROBLEMS

1. Students work in pairs or in small groups.
2. Each group gets 5 cards with Christmas problems. They put them in the pile face down.
3. The first student takes a problem card, reads it and describes the problem to his/her group.
4. Students in the group discuss the problem and think of the best solution.
5. They write down the answer to the problem in no more than two sentences on a Problem Answer Sheet.
6. At the end of the activity students from all the groups compare their answers. They can choose the funniest/most original/the least useful/the most useful/the most complicated/the simplest/the fastest etc. solutions to their Christmas Problems.

CHRISTMAS WORD SEARCH

1. Students work individually or in pairs.
2. Students get a copy of the Christmas Tree Word Search and the list of clues.
3. Students read the definitions and match them with the words from the Christmas tree.

Answer key:

- 1 reindeer , 2 sleigh, 3 the North Pole, 4 bell, 5 chimney, 6 carol, 7 gingerbread, 8 elf, 9 candle, 10 star, 11 shepherds, 12 lights 13 fireworks, 14 resolutions, 15 angel, 16 mulled wine, 17 sack, 18 mistletoe, 19 stocking, 20 crib, 21 baubles, 22 stable, 23 Boxing Day, 24 wreath, 25 flake



OXFORD
UNIVERSITY PRESS

SIEĆ KSIĘGARNI JĘZYKOWYCH
POL/ANGLO
WYŁĄCZNY DYPLOMA
OXFORD UNIVERSITY PRESS, ELT